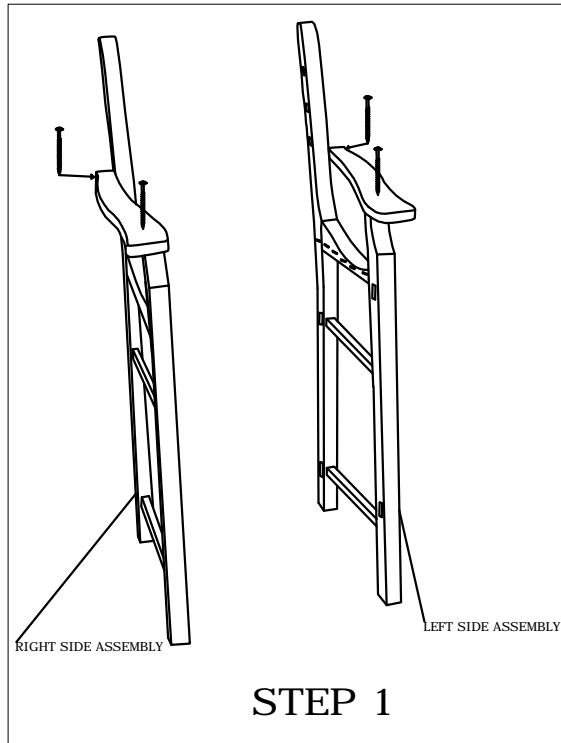


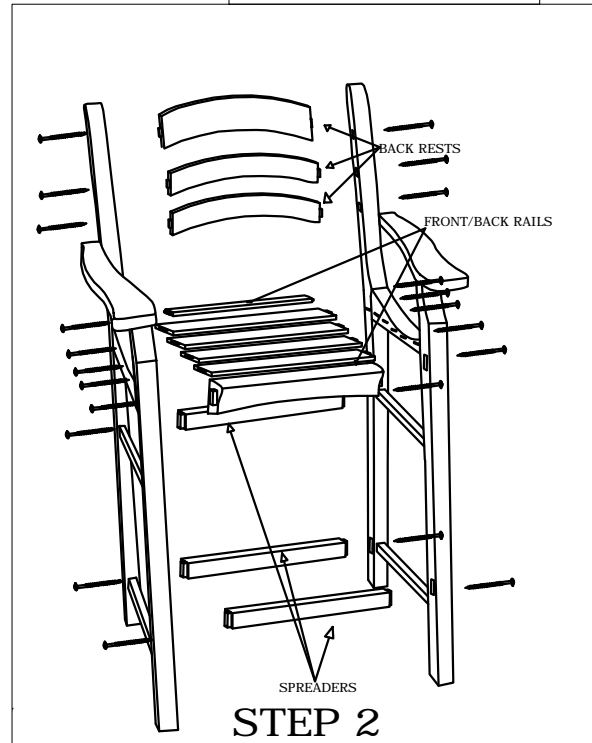
# AVANTI COUNTER ARM CHAIR

AV-0603

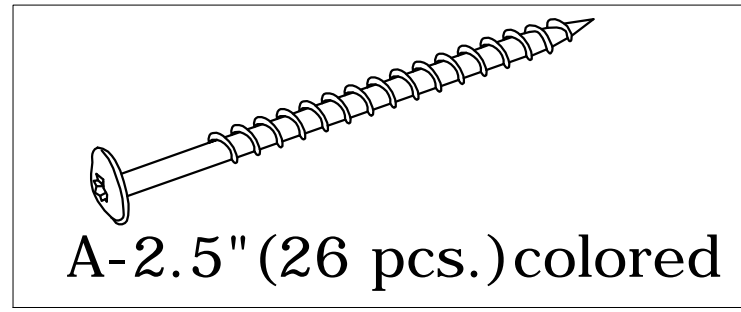
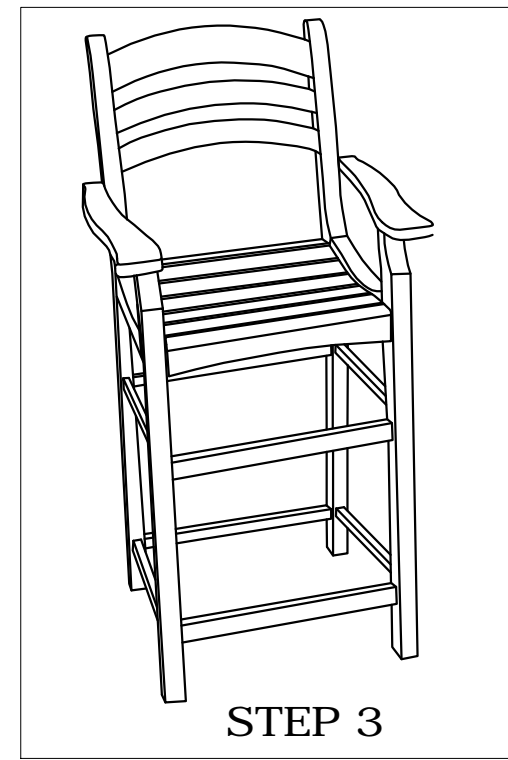
**BREEZESTA** <sup>tm</sup>  
Recycled Poly Furniture



Step 1. Align right and left side assemblies as shown, and attach arms.



Step 2. Place spreaders into mortise (pocket) inside assemblies as shown. Loosely attach with screws "A." Follow this procedure with rails and slats, followed by back rests.



Ver 13.0

- LIST OF PARTS
- Right Side (1)
  - Left Side (1)
  - Slats (5)
  - Spreaders (3)
  - Arms (1R) (1L)
  - Front Rail (1)
  - Back Rail (1)
  - Back Rests (3)
  - Colored Screws "A" (26)
  - Insert Bit Tool (1)