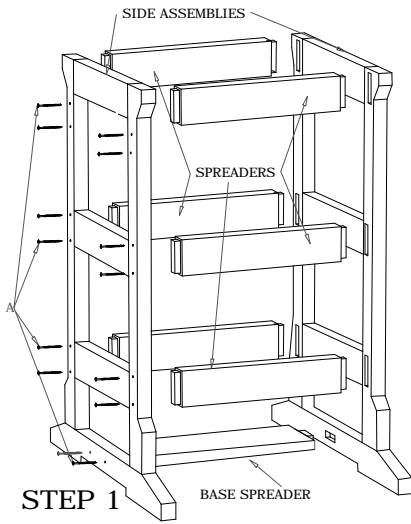


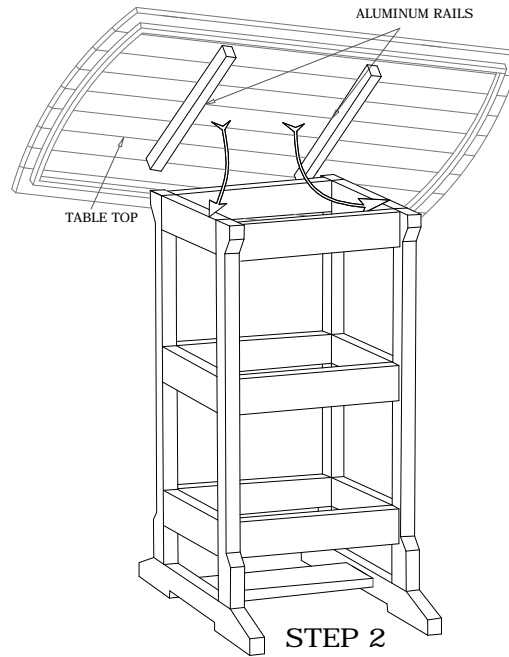
42" x 42" BAR TABLE

BH-0913

BREEZESTA tm
Recycled Poly Furniture



STEP 1



STEP 2

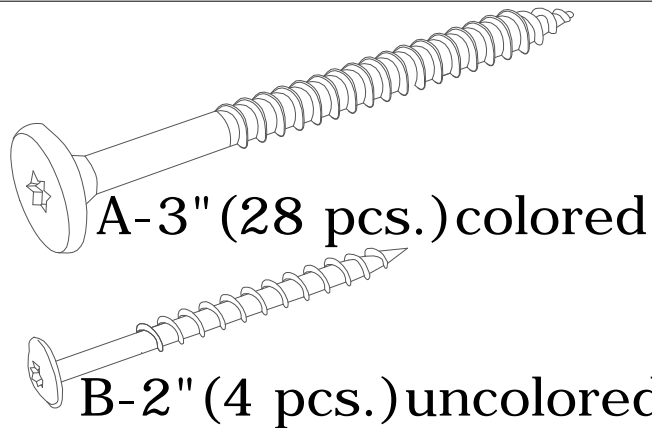


STEP 3

Attach Table Top to base using uncolored screws (B). From the underside screw through pre-drilled holes in the aluminum rails into base assembly.

Attach Side Assemblies to Spreaders by placing the tenon into the mortise (pocket) and attaching with screws (A) as shown.

Place the table top on the base so that the Aluminum Rails on the table top fit with in the base as shown above



- LIST OF PARTS
- Side Assemblies (2)
 - Spreaders (6)
 - Base Spreader (1)
 - Table Top (1)
 - Colored Screws "A" (28)
 - Un-Colored Screws "B" (4)
 - Insert Bit Tool (1)

