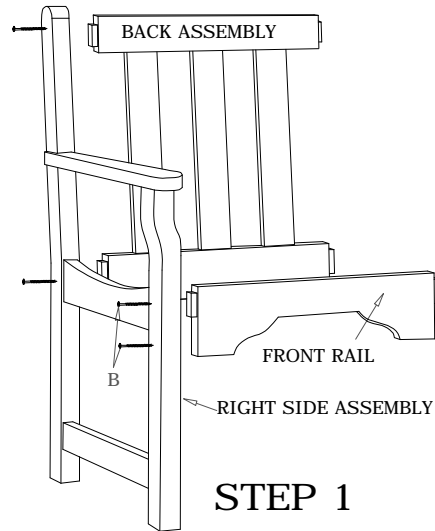


HORIZON GARDEN CHAIR

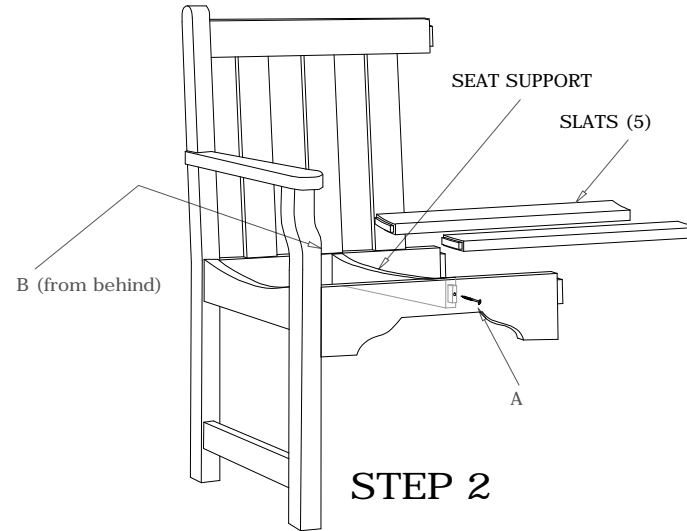
HZ-0308

BREEZESTA™
Recycled Poly Furniture



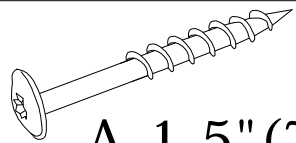
STEP 1

Attach Back Assemblies and Front Rail to Right Side Assembly using screws (B) as shown.

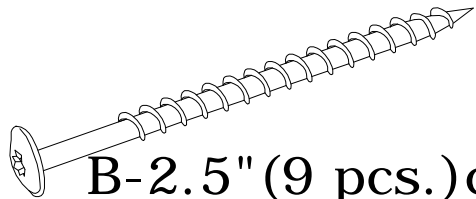


STEP 2

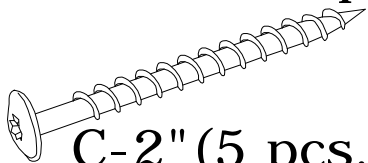
Attach Seat Supports using a screw (A) in the front and screw (B) in the back. Install Slats into slots provided on Right Side Assembly.



A-1.5" (7 pcs.) colored

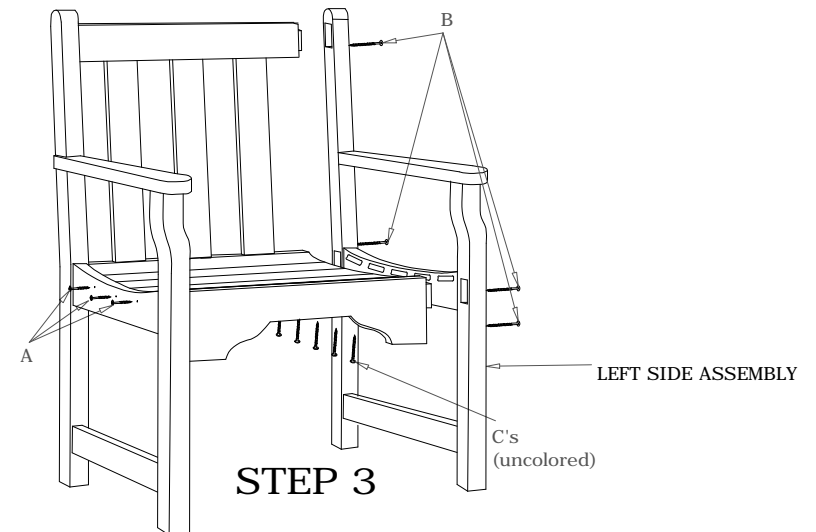


B-2.5" (9 pcs.) colored



C-2" (5 pcs.) uncolored

LIST OF PARTS
Back Assembly (1)
Left End Assembly (1)
Right End Assembly (1)
Front Rail (1)
Under Seat Supports (1)
Seat Slats (5)
Colored Screws "A" (7)
Colored Screws "B" (9)
Un-Colored Screws "C" (5)
Insert Bit Tool (1)



STEP 3

Fit seat slats into chair as shown. From the bottom side use uncolored screws (C) to secure slats. Use screws (A) to attach Side Assemblies to Slats.