

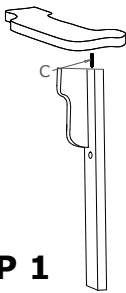
FANBACK ADIRONDACK CHAIR

AD-0101

BREEZESTA™
Recycled Poly Furniture

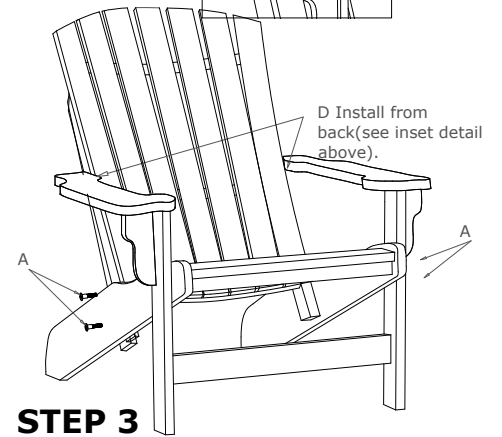
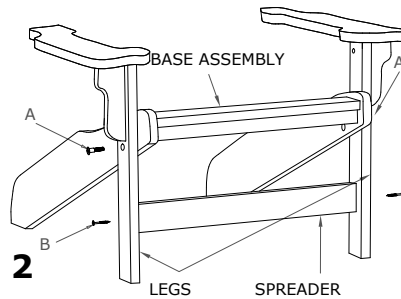
STEP 1

Attach front legs to the arms by inserting screw (c) into pre-drilled holes and twisting legs into arms till tight.



STEP 2

Attach spreader to legs with screws (B) as shown. Bolt legs with arms to base assembly using bolts (A).



STEP 3

Bolt back assembly to base assembly using 2 bolts (A) on each side as shown. Attach arm to seat back using Large Head Screws (D).

A-1.5"(6 pcs.)

B-1.5"(2 pcs.)painted

C-1.5"(2 pcs.)unpainted

D-3"(2 pcs.)painted

LIST OF PARTS

- Back Assembly (1)
- Base Assembly (1)
- Front Leg Assembly (2)
- Spreader (1)
- Arms (1R) (1L)
- Chair Bolts "A" (6)
- Colored Screws "B" (2)
- Screws "C" (2)
- Colored Screws "D" (2)
- Insert Bit Tool (1)